



RHYME®

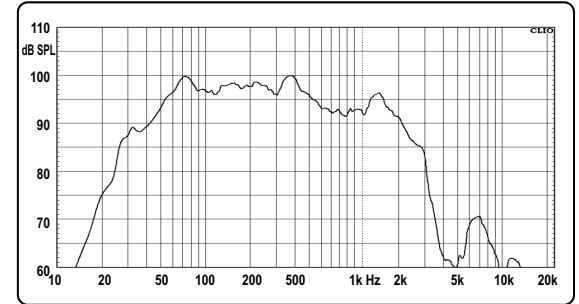
www.rhymeaudio.com

B118

SPECIFICATION

Configuration	: 1x18" Bass Reflex Subwoofer
Frequency Range (-10 dB)	: 30 Hz - 2500 Hz
Frequency Response (± 3 dB)	: 50 Hz - 600 Hz
Horizontal Coverage Angle (-6 dB)	: Omni
Vertical Coverage Angle (-6 dB)	: Omni
Crossover Modes	: None
System Sensitivity (1m/1w)	: 97 dB
Maximum SPL ¹	: 122 dB
System Nominal Impedance	: 8 Ohm
Power Rating (RMS / Program / Peak) ²	: 450 / 900 / 1800 Watt

Frequency Response



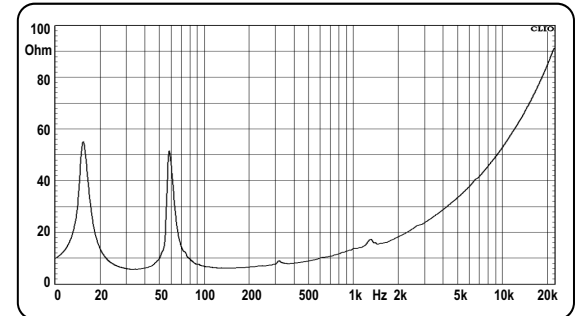
TRANSDUCER

LF Driver : PA-188175 EXCEL, 18", ferrite, 75.5 mm VC

PHYSICAL

Enclosure Material	: MDF P2 18mm
Finish	: Black Texture
Input Connector	: Neutrik Speakon NL4 (x2 parallel)
Dimension (H x W x D)	: 535 x 600 x 600 mm (net) 605 x 670 x 670 mm (shipping)
Weight (Net/Shipping)	: 40 / 45 Kg

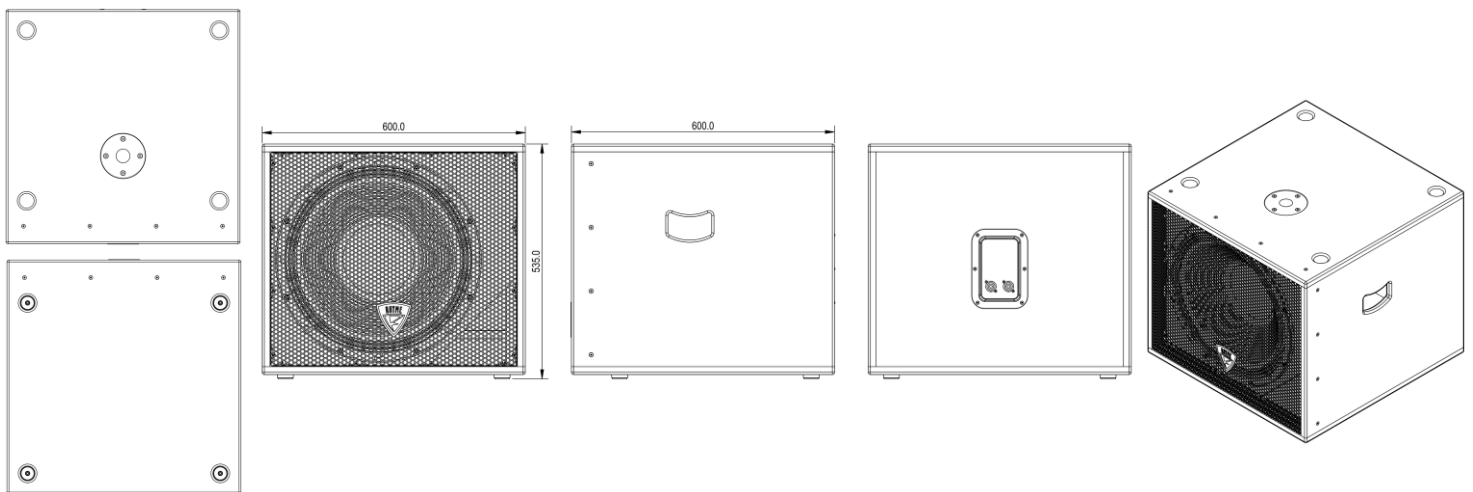
Impedance



¹Calculated based on peak power and measured sensitivity

²RMS: pink noise with 6dB crest factor, 12dB BW @ 35 Hz - 3000 Hz, 2Hr/step until break, single unit

BOX



Showroom

Surabaya : Jl. Margomulyo No. 5, Tandes - Surabaya, Telp. +62-81 231833504

Jakarta : Ruko Glodok Plaza Blok F no. 97

Jl. Pinangsia Raya, Mangga Besar - Jakarta Barat, Telp. +62-21 6493139